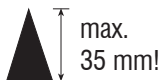



INSTRUCTIONS

You can use common wood glue. It's easier to colour the parts before mounting. Only for decoration, no toy! Suitable for children older than 5 years. Children under 5 years only under supervision of an adult.

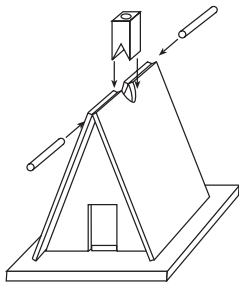


Attention!

- don't let children or pets alone with the incense
- not suitable for children's hand
- always use incense, don't use candles



1.) Glue the front parts of the roof at the plate like shown.



3.) Fix both round rods and the chimney on the roof.

10101 Smoking house

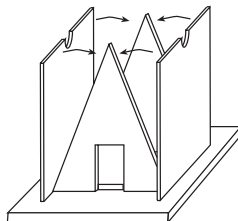

You can find our complete range of do-it-yourself-kits on

www.hobaku.de


Drechserei Kuhnert GmbH

08237 Steinberg

Hauptstr. 28



2.) Then glue together the front parts of the roof and the side parts of the roof (hole for the chimney on top). In the front and in the back the roof will be larger.



4.) Now you can decorate the house with ginger bread.