




Attention!

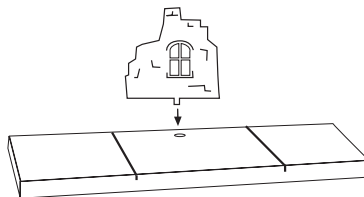
- don't let children or pets alone with the burning candle
- don't let the candle burn on it's own
- don't use the candle near curtains or heat sources
- don't clear the candle with water
- don't put the candle near a wind breeze

INSTRUCTIONS

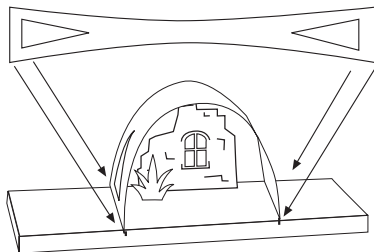
You can use common wood glue. It's easier to colour the parts before mounting. Only for decoration, no toy! Suitable for children older than 5 years. Children under 5 years only under supervision of an adult.



1.) Stick together all figures.



2.) Glue the wall on the ground plate.



3.) Fix the round sheet of veneer at the ground plate.



4.) Decorate the ground plate with all figures and both star shaped tea light holders.



Use glue for all steps.