

10154 Window deco autumn

You can find our complete range of do-it-yourself-kits on

www.hobaku.de

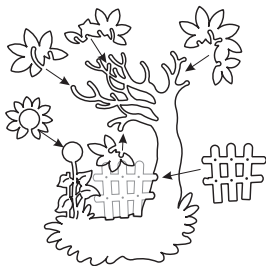
Drechserei Kuhnert GmbH

08237 Steinberg


Hauptstr. 28

INSTRUCTIONS


You can use common wood glue. All parts are cutted precisely that's why they have to be glued exactly.



1.) Glue all leaves, the fence and the sunflower on the ground plate.



2.) The brown plates are the middle of the sunflower. Please glue one plate on the back and one to the front side of the sunflower. Also glue the apples and the hedgehog on the ground plate.



3.) Decorate all remaining parts. Now paint the hedgehog's eyes.